



Newborn
0-3 months
and up to 4,5kg (10 lbs)



Infant
3-6 months
and up to 9kg (20 lbs)



Toddler
6 months+
and up to 11kg (25 lbs)



WARNING

IMPORTANT! KEEP INSTRUCTIONS FOR FUTURE REFERENCE.

Consumer Information



WARNING

DROWNING HAZARD

- Babies have **DROWNED** in infant bath tubs.
- Babies can drown in as little as 2,5 cm (1inch) of water.
- **ALWAYS** bathe your baby in as little water as possible.
- **ALWAYS** keep baby within adult's reach.
- **NEVER** allow other children to substitute for adult supervision.
- **NEVER** lift this product with baby in it.
- **NEVER** place this product in water in an adult bathtub or sink. **ALWAYS** keep the drain open in the adult bath tub or sink.
- **ALWAYS** test this product for secure fit in domestic sink or bath. For domestic use only.
- **ALWAYS** test water temperature for comfort on wrist before placing baby in this product.

IMPORTANT! Before assembly and each use, inspect this product for damaged hardware, loose joints, missing parts or sharp edges. DO NOT use if any parts are missing or broken. Contact Fisher-Price® for replacement parts and instructions if needed. Never substitute parts.

- Please read these instructions before use of this product.
- Adult assembly is required. Tool needed for assembly: Phillips screwdriver (not included).
- Water toys sometimes get messy. Protect play surfaces before use.
- Overfilling the bathtub may cause it to leak.
- After each use, drain and rinse all items.
- The sling is machine washable. Machine wash, cold on the gentle cycle. Do not use bleach. Tumble dry on low.
- Product features and decoration may vary from the photographs.

Parts




CAUTION

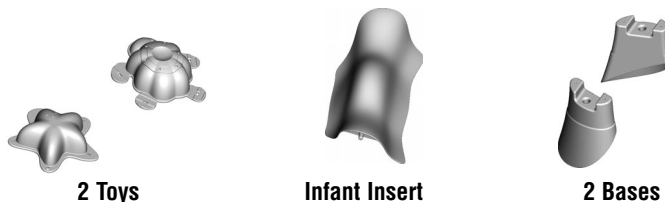
This product contains small parts in its unassembled state. Adult assembly is required.



Sling



Bathtub



2 Toys

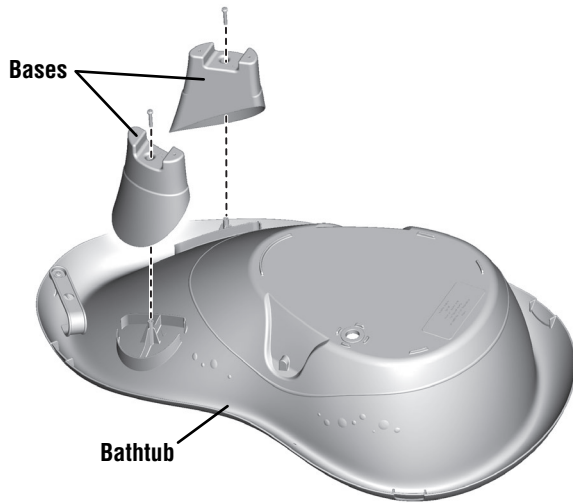
Infant Insert

2 Bases



#8 x 1,9 cm (3/4") Screw – 2
Fastener Shown Actual Size

One - Time Assembly

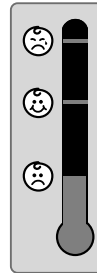


- Match the number on each base to the number near each socket on the bathtub. Fit the bases to the bathtub.
- Insert a screw into each base and tighten with a Phillips screwdriver. Do not over-tighten.

Temperature Guide

Typical water temperature should be between 32°C and 38°C. This product has a temperature guide located on the bathtub floor to help gauge the right water temperature for baby. Use of this temperature guide should not replace testing the water temperature with your hand or elbow before placing baby in this product.

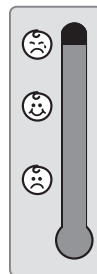
Note: If water temperature is too cold (below 28°C) or too hot (58°C), no image will appear on the temperature guide.



◀ Water temperature is too cold for baby.
Add warm water.



◀ Water temperature is just right for baby.



◀ Water temperature is too hot for baby.
Add cold water.



Great Britain: Vanwall Business Park, Maidenhead SL6 4UB. Helpline: 01628 500303. www.service.mattel.com/uk.

Asia: Mattel East Asia Ltd, Room 1106, South Tower, World Finance Centre, Harbour City, Tsimshatsui, HK, China.

Malaysia: Diimport & Diedarkan Oleh: Mattel SEA Ptd Ltd. (993532-P) Lot 13.5, 13th Floor, Menara Lien Hoe, Persiaran Tropicana Golf Country Resort, 47410 PJ. Tel: +603-3341 9052.

Mattel Europa, B.V., Gondel 1, 1186 MJ Amstelveen, Nederland.

Fisher-Price, Inc., a subsidiary of Mattel, Inc., East Aurora, New York 14052, U.S.A.
©2009 Mattel, Inc. All Rights Reserved. ® and ™ designate U.S. trademarks of Mattel, Inc.

Newborn

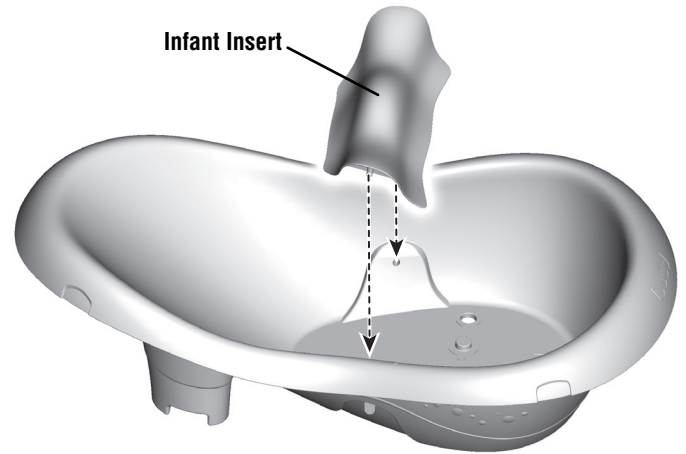


- Fit the clips near the rounded end of the sling to the notch on each side of the bathtub opposite the plug. Fit the clips on the other end of the sling to the remaining notches on the other end of the bathtub.



- Fit the bathtub to the sink, or place on a flat surface.
 - Fit the plug into the hole in the bottom of the bathtub. Fill the bathtub with **as little water as possible** to bathe baby. ALWAYS test water temperature in the product **with your hand or elbow** before placing baby in this product.
- Note:** This product includes a temperature guide to help gauge the water temperature (see Temperature Guide section).
- Carefully place baby on the sling.

Infant

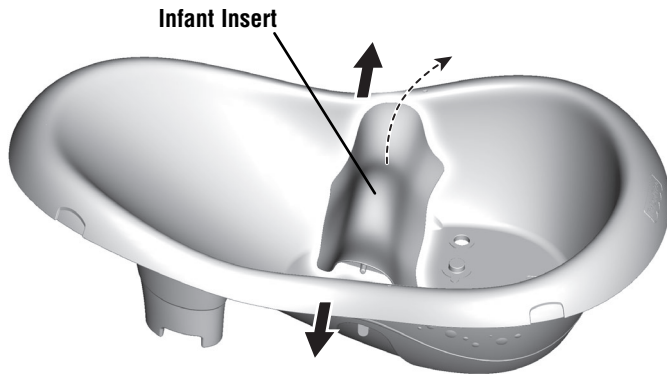


- Fit the infant insert in the bathtub.



- Fit the bathtub to the sink, or place on a flat surface.
 - Fit the plug into the hole in the bottom of the bathtub. Fill the bathtub with **as little water as possible** to bathe baby. ALWAYS test water temperature in the product **with your hand or elbow** before placing baby in this product.
- Note:** This product includes a temperature guide to help gauge the water temperature (see Temperature Guide section).
- Carefully place baby in the bathtub.

Toddler

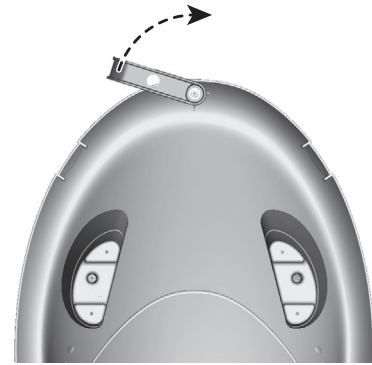


- Pull apart the sides of the bathtub and remove the infant insert.



- Place the bathtub in a larger bathtub, or place on a flat surface.
 - Fit the plug into the hole in the bottom of the bathtub. Fill the bathtub with **as little water as possible** to bathe baby. ALWAYS test water temperature in the product **with your hand or elbow** before placing baby in this product.
- Note:** This product includes a temperature guide to help gauge the water temperature (see Temperature Guide section).
- Carefully place baby in the bathtub.

Storage



Bottom View

- Before storing, drain, clean, rinse and dry all items.
- Turn the hook on the bathtub to hang it up for storage.